


PRESS GV SERIES

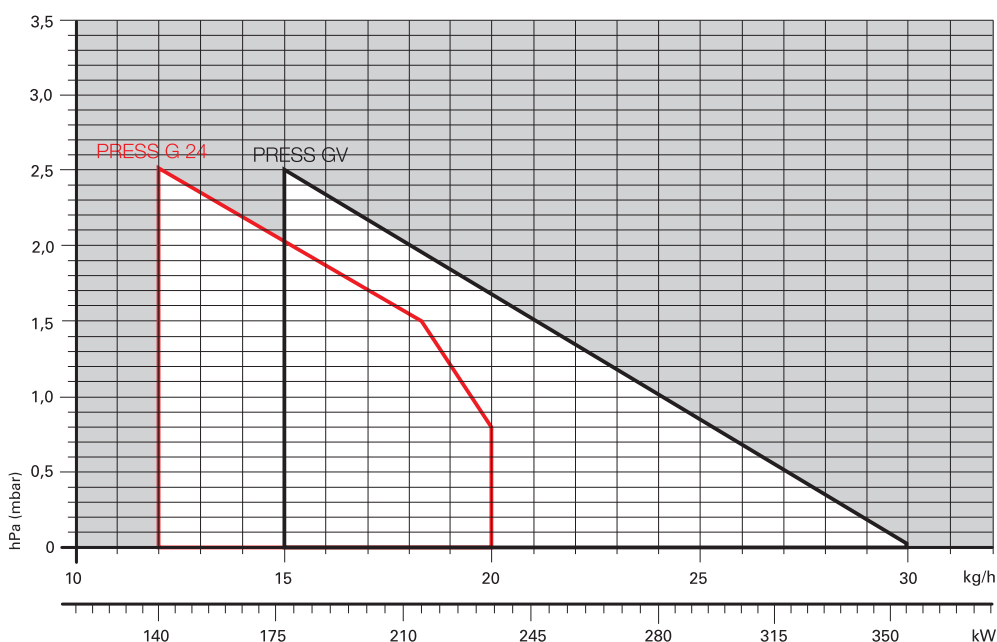
The PRESS G series of burners covers a firing range from 140 to 356 kW and they have been designed for use in civil installations of small dimensions or in industrial applications, like incinerators or drier kilns. Operation is "One stage"; the burners are fitted with a microprocessor-based burner safety control box which supplies indication of operation and diagnosis of fault cause. The combustion head, that can be set on the basis of required output, allows optimal performance ensuring good combustion and reducing fuel consumption. The main feature of these burners is their reliability due to a simple and strong construction, which permits operation without particular maintenance intervention. Simplified maintenance is achieved by the slide bar system, which allows easy access to all of the essential components of the combustion head. All electrical components are easily accessible only by dismounting a protection panel, thus guaranteeing a quick and simple intervention on components.



LIGHT OIL

PRESS G24	140 ÷ 237 kW
PRESS GV	178 ÷ 356 kW

FIRING RATES



Useful working field for choosing the burner

Test conditions conforming to EN267
 Temperature: 20°C
 Pressure: 1013,5 mbar
 Altitude: 0 m a.s.l.

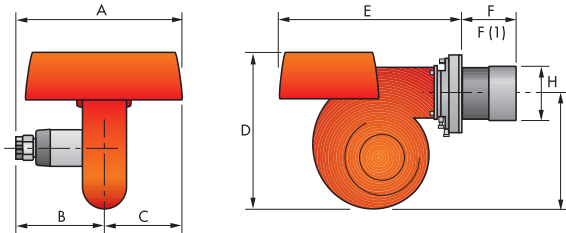
One Stage Light Oil Burners

PRESS GV SERIES

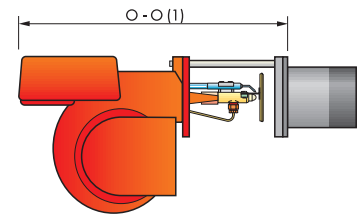
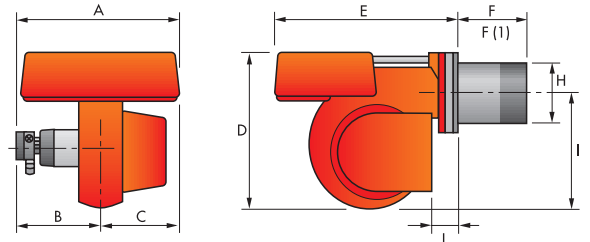
Overall dimensions (mm)

BURNER

PRESS G24



PRESS GV

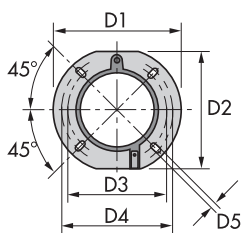


MODEL	A	B	C	D	E	F - F (1)	H	I	L	O - O (1)
► PRESS G24	425	222	203	397	485	118 - 253	125	290	-	- - -
► PRESS GV	439	234	205	397	473	185 - 320	140	292	59	690 - 825

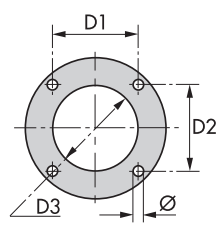
(1) Length with extended combustion head.

BURNER - BOILER MOUNTING FLANGE

PRESS G24

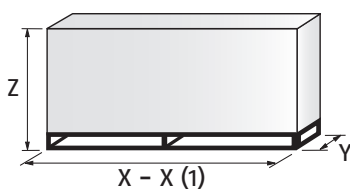


PRESS GV



MODEL	D1	D2	D3	D4	D5	Ø
PRESS G24	213	198	160	190	11	-
PRESS GV	160	160	170	-	-	M10

PACKAGING



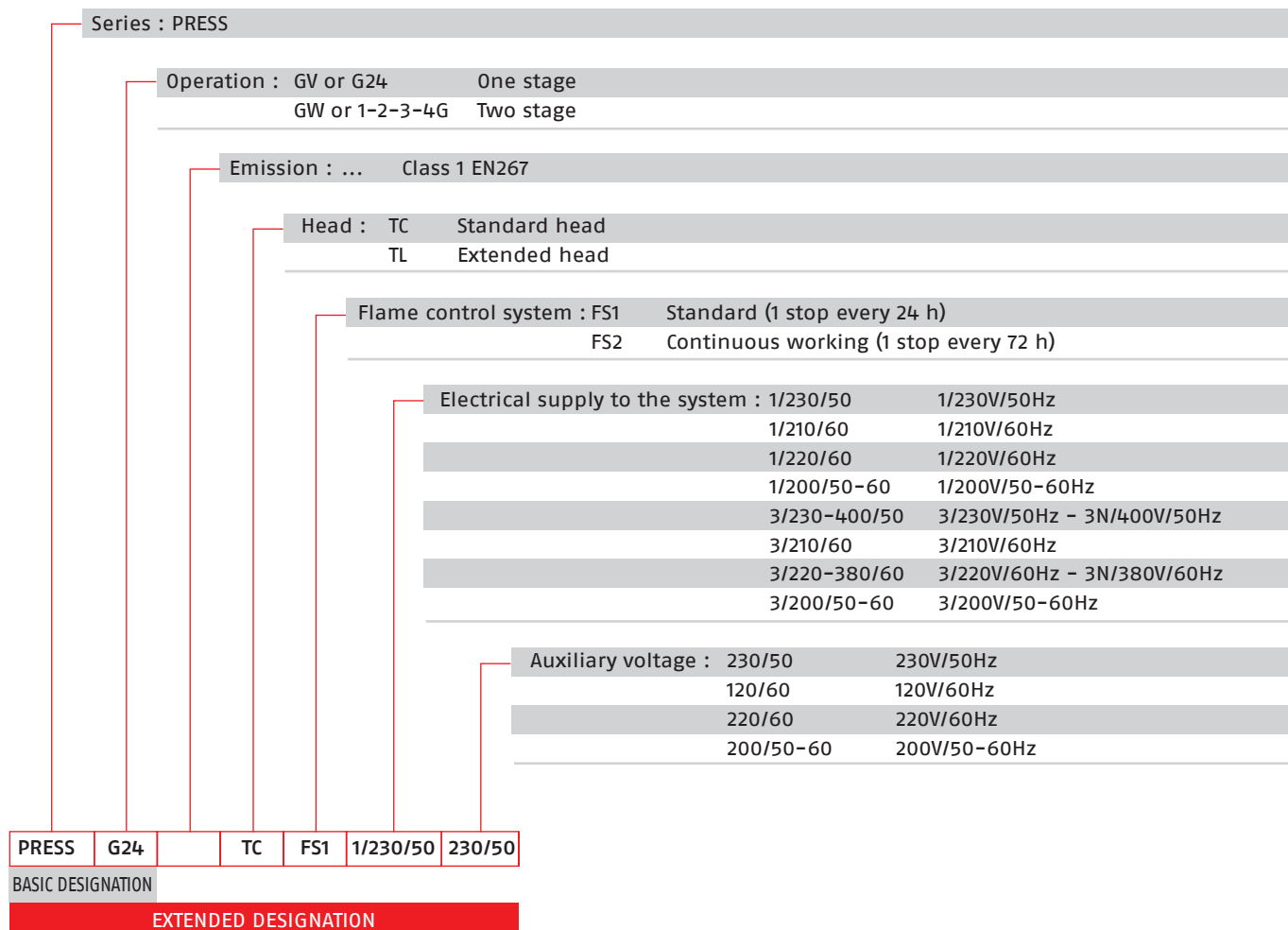
MODEL	X - X (1)	Y	Z	kg
► PRESS G24	650	535	450	33
► PRESS GV	680	535	450	33

(1) Length with extended combustion head.

PRESS GV SERIES

Specification

DESIGNATION OF SERIES



One Stage Light Oil Burners

PRESS GV SERIES

Specification

STATE OF SUPPLY

Monoblock forced draught oil burner with one stage operation, fully automatic, made up of:

- Air suction circuit
- Fan with forward curve blades with high performance concerning pressure and air delivery
- Air damper for air setting
- Starting motor at 2850 rpm, single-phase, 230V, 50Hz
- Combustion head, that can be set on the basis of required output, fitted with:
 - stainless steel end cone, resistant to corrosion and high temperatures
 - ignition electrodes
 - flame stability disk
- Gears pump for high pressure fuel supply, fitted with:
 - filter
 - pressure regulator
 - connections for installing a pressure gauge and vacuumeter
 - internal by-pass for single pipe installation
- Oil valves on the output circuit
- Photocell for flame detection
- Microprocessor-based burner safety control box, with diagnostic function
- Slide bars for easier installation and maintenance (for GV model)
- Protection filter against radio interference
- IP 44 electric protection level.

Standard equipment:

- 2 flexible pipes for connection to the oil supply network
- 2 gaskets for the flexible pipes
- 2 nipples for connection to the pump
- 2 Pipe fittings (for GV model)
- 2 Pipe fittings gasket (for GV model)
- 1 burner flange (for G24 model)
- 4 screws for fixing the burner flange to the boiler
- 1 thermal screen
- Instruction handbook for installation, use and maintenance
- Spare parts catalogue.

Available models

CODE	MODEL					HEAT OUTPUT		TOTAL ELECTRICAL POWER (kW)	CERTIFICATION	NOTE
						(kW)	(kg/h)			
3473000	PRESS G24	TC	FS1	1/230/50	230/50	140/237	12/20	0,4	-	(2)
3473081	PRESS G24	TC	FS1	1/220/60	220/60	140/237	12/20	0,4	-	(1)
3473687	PRESS GV	TC	FS1	1/200/50-60	200/50-60	178/356	15/30	0,43	-	(2)
3473620	PRESS GV	TC	FS1	1/230/50	230/50	178/356	15/30	0,43	-	(2)
3808058	PRESS GV	TC	FS1	1/220/60	220/60	178/356	15/30	0,43	-	(2)

Net calorific value: 11,8 kWh/kg - 10200 kcal/kg - Viscosity at 20°C 4-6 mm²/s (cSt)

The burners of PRESS series are in according to 2004/108 - 2006/95 - 2006/42 - EC Directive and EN 267 Norm.

(1) Burner needs 2 nozzles (to order separately).

(2) Burner needs 1 nozzle (to order separately).

Burner accessories

Nozzles type 60°B

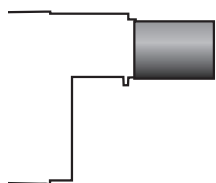


The nozzles must be ordered separately. The following table shows the features and codes on the basis of the maximum required fuel output.

NOTE : for nozzles quantity to order see note in the "Available Burner Models" table.

BURNER	RATED DELIVERY [kg/h] at 12 bar	GPH	NOZZLE CODE
▶ PRESS G24	6,3	1,50	3042107
▶ PRESS G24	7,3	1,75	3042110
▶ PRESS G24	8,5	2,00	3042126
▶ PRESS G24	10,6	2,50	3042140
▶ PRESS G24	12,7	3,00	3042158
▶ PRESS G24	14,8	3,50	3042162
▶ PRESS GV	17	4,00	3042172
▶ PRESS GV	19,1	4,50	3042182
▶ PRESS GV	21,2	5,00	3042192
▶ PRESS GV	23,3	5,50	3042202
▶ PRESS GV	25,5	6,00	3042212
▶ PRESS GV	27,6	6,50	3042222
▶ PRESS GV	29,7	7,00	3042232
▶ PRESS GV	31,8	7,50	3042242


Extended head kit



"Standard head" burners can be transformed into "extended head" versions, by using the special kit.

BURNER	STANDARD HEAD LENGTH (mm)	EXTENDED HEAD LENGTH (mm)	KIT CODE
▶ PRESS G24	118	253	3010051
▶ PRESS GV	185	320	3000580

Spacer kit



If burner head penetration into the combustion chamber needs reducing, varying thickness spacers are available, as given in the following list.


BURNER	SPACER THICKNESS S (mm)	KIT CODE
▶ PRESS GV	142	3000755

One Stage Light Oil Burners

PRESS GV SERIES

Burner accessories

Sound proofing box



If noise emission needs reducing even further, sound-proofing boxes are available. In case of generator heights, where a lower dimension "B" is required, ask for the Box Support Kit code 20065135. The useful dimensions are 40 mm less than the total dimensions indicated in the table (A, D, E). Not suitable for outdoor use.

BURNER	BOX TYPE	A (mm)	B (mm) min-max	C (mm)	D (mm)	E (mm)	[dB(A)] (*)	BOX CODE
► PRESS GV	C1/3	650	372 - 980	110	690	770	10	3010403

(*) Average noise reduction according to EN 15036-1 standard

Degasing unit



To solve problem of air in the oil sucked, two versions of degasing unit are available.

BURNER	FILTER	FILTERING DEGREE (µm)	DEGASING UNIT CODE
► PRESS GV	With filter	50 - 75	3010055
► PRESS GV	Without filter	-	3010054

PC Interface kit



To connect the control box to a personal computer for the transmission of operation, fault signals and detailed service information, an interface adapter with PC software are available.

BURNER	KIT CODE
► PRESS G24 - GV	3002719

Protection kit (electromagnetic interferences)

When the burner is installed in a room particularly subject to electromagnetic interference (signals emitted over 10 V/m) due for example to INVERTER presence or in systems where the lengths of the thermostat connections is over 20 meters, this specific protection kit is available as an interface between the thermostatic controls and the burner.

BURNER	KIT CODE
► All models	3010386